

A CAN OR CAN'T?


cook
dance

drive
paint

play
sing

skate
ski


speak
use



1. Billy can't ski.
He can skate.



2. Sally _____.
She _____.




3. Edward _____ pictures.
He _____ houses.




4. Carla _____ Arabic.
She _____ Italian.




5. We _____ Greek food.
We _____ Japanese food.



6. I _____ a cash register.
I _____ a calculator.



7. They _____ tennis.
They _____ baseball.



8. Harold _____ a taxi.
He _____ a bus.

B WHAT CAN YOU DO?

Check the things you can do. Then ask other students.

Can you . . . ?	You		Student 1		Student 2	
1. cook	<input type="checkbox"/> yes	<input type="checkbox"/> no	<input type="checkbox"/> yes	<input type="checkbox"/> no	<input type="checkbox"/> yes	<input type="checkbox"/> no
2. swim	<input type="checkbox"/> yes	<input type="checkbox"/> no	<input type="checkbox"/> yes	<input type="checkbox"/> no	<input type="checkbox"/> yes	<input type="checkbox"/> no
3. ski	<input type="checkbox"/> yes	<input type="checkbox"/> no	<input type="checkbox"/> yes	<input type="checkbox"/> no	<input type="checkbox"/> yes	<input type="checkbox"/> no
4. skate	<input type="checkbox"/> yes	<input type="checkbox"/> no	<input type="checkbox"/> yes	<input type="checkbox"/> no	<input type="checkbox"/> yes	<input type="checkbox"/> no
5. paint	<input type="checkbox"/> yes	<input type="checkbox"/> no	<input type="checkbox"/> yes	<input type="checkbox"/> no	<input type="checkbox"/> yes	<input type="checkbox"/> no
6. drive	<input type="checkbox"/> yes	<input type="checkbox"/> no	<input type="checkbox"/> yes	<input type="checkbox"/> no	<input type="checkbox"/> yes	<input type="checkbox"/> no
7. play tennis	<input type="checkbox"/> yes	<input type="checkbox"/> no	<input type="checkbox"/> yes	<input type="checkbox"/> no	<input type="checkbox"/> yes	<input type="checkbox"/> no
8. speak Chinese	<input type="checkbox"/> yes	<input type="checkbox"/> no	<input type="checkbox"/> yes	<input type="checkbox"/> no	<input type="checkbox"/> yes	<input type="checkbox"/> no
9. use a cash register	<input type="checkbox"/> yes	<input type="checkbox"/> no	<input type="checkbox"/> yes	<input type="checkbox"/> no	<input type="checkbox"/> yes	<input type="checkbox"/> no

C WHAT'S THE QUESTION?



1. Can he cook ?

Yes, he can.



2. _____ ?

No, she can't.



3. _____ ?

Yes, they can.



4. _____ ?

Yes, I can.



5. _____ ?

No, he can't.



6. _____ ?

No, we can't.

D LISTENING



Listen and circle the word you hear.

- | | | | |
|---------------------|--------------|--------------|---------------|
| 1. <u>can</u> can't | 4. can can't | 7. can can't | 10. can can't |
| 2. can can't | 5. can can't | 8. can can't | 11. can can't |
| 3. can can't | 6. can can't | 9. can can't | 12. can can't |

E PUZZLE


actor actress baker chef dancer mechanic secretary singer teacher truck driver

Across

4. She fixes cars every day.
6. He teaches in a school.
7. She acts in the movies.
9. He dances every day.
10. He acts on TV.

Down

1. She drives a truck.
2. He types every day.
3. He cooks in a restaurant.
5. He bakes pies and cakes.
8. She sings on TV.



F CAN OR CAN'T?

1. My brother is a chef in a bakery. He can bake pies and cakes.
2. They can't sing. They aren't very good singers.
3. _____ Jane drive a truck? Of course she _____.
She's a truck driver.
4. The chef in that restaurant _____ cook!
The food is terrible!
5. Of course I _____ fix cars. I'm a mechanic.
6. That actor is terrible! He _____ act!
7. _____ they dance? Of course they _____.
They're dancers on TV.
8. I'm a very good cashier. I _____ use a cash register.
9. My new secretary isn't very good. He _____ type, and he _____ speak on the telephone.
10. They're very athletic. They _____ skate, they _____ ski, and they _____ play soccer.
11. My friend George can only speak English. He _____ speak Spanish, and he _____ speak French.





Listen. Then clap and practice.

She can speak.
 He can speak.
 We can speak.
 They can speak.

A. Can Anne speak French?

B. Of course she can.


She can speak French very well.



A. Can the Browns play tennis?

B. Of course they can.

They can play tennis very well.



A. Can Peter bake pies?

B. Of course he can.

He can bake pies very well.



A. Can we speak English?

B. Of course we can.

We can speak English very well.




H WHAT ARE THEY SAYING?

have to do don't
has to does doesn't

1. Can you play baseball with me?

I'm sorry. I can't. I have to do my homework.



2. Why is Susie upset today?

She _____ go to the dentist this afternoon.



3. Can your husband fix the sink?

No, he can't. He _____ call a plumber.



4. Do I really _____ get a haircut?

Yes, you do. You _____ get a haircut today.




5. _____ Grandma _____ go to the doctor often?

Yes, she _____. She _____ go to the doctor every month.



6. _____ you _____ work today?

No, I _____. I'm on vacation.




7. Do you want to go skiing this weekend?

This weekend? Sorry. We can't. We _____ clean our apartment.



8. Are you bored?

No. I'm tired. I _____ go to bed.



I A BUSY FAMILY

Mr. and Mrs. Lane, their son Danny, and their daughter Julie are very busy this week.

Monday:	Dad - speak to the superintendent
	Mom - meet with Danny's teacher
Tuesday:	Danny and Julie - go to the doctor
Wednesday:	Dad - fix the car

Thursday:	Mom - go to the dentist
Friday:	Julie - baby-sit
Saturday:	Mom and Dad - clean the apartment
	Danny and Julie - plant flowers in the yard

1. What does Mr. Lane have to do on Monday? He has to speak to the superintendent.
2. What does Mrs. Lane have to do on Monday? _____
3. What do Danny and Julie have to do on Tuesday? _____
4. What does Mr. Lane have to do on Wednesday? _____
5. What does Mrs. Lane have to do on Thursday? _____
6. What does Julie have to do on Friday? _____
7. What do Mr. and Mrs. Lane have to do on Saturday? _____
8. What do Danny and Julie have to do on Saturday? _____

J WRITE ABOUT YOURSELF

What do YOU have to do this week?

.....

.....

.....

.....

K LISTENING



Listen and circle the words you hear.

- | | | | | | |
|-----------|----------------|-----------|---------|-----------|---------|
| 1. has to | <u>have to</u> | 4. has to | have to | 7. can | can't |
| 2. has to | have to | 5. can | can't | 8. has to | have to |
| 3. can | can't | 6. has to | have to | 9. can | can't |

L THEY'RE BUSY

can't
have to
has to

baby-sit
clean the house
go bowling
go dancing

go swimming
go to a movie
go to a soccer game
go to the dentist

have dinner
study
wash my clothes
work



1. I can't go swimming
today.
I have to go the dentist.



2. Patty _____
on Saturday.
She _____.



3. Bob and Julie _____
today.
They _____.



4. Tom _____
today.
He _____.



5. We _____
on Saturday.
We _____.



6. I _____
with you today.
I _____.

M LISTENING



Listen and choose the correct answer.

- a. She has to go to the dentist.
b. She can go to the movies.
- a. He has to wash his car.
b. He can't go to the party.
- a. She can have lunch with her friend.
b. She can have dinner with her friend.
- a. They have to paint their kitchen.
b. They can go skiing.
- a. He has to cook lunch.
b. He has to go shopping today.
- a. She has to baby-sit on Friday.
b. She can't see a play on Saturday.

N GRAMMARRAP: Where Is Everybody?



Listen. Then clap and practice.

A. Where's Joe?

B. He has to go.

A. Where's Ray?

B. He can't stay.

A. Where's Kate?

B. She can't wait.

A. Where's Steve?


B. He has to leave.

A. Where's Murray?

B. He has to hurry.

A. What about you?

B. I have to go, too.



All.

Oh, no!

Joe has to go.

Ray can't stay.

Kate can't wait.

Steve has to leave.

Murray has to hurry.

What can I do?

I have to go, too.



O GRAMMARRAP: Can't Talk Now



Listen. Then clap and practice.

A. I can't talk now.

I have to go to work.

B. I can't stop now.


I have to catch a train.

C. I can't leave now.

I have to make a call.

D. I can't stop now.

I have to catch a plane.



All.

She can't stop now.

She has to catch a train.

She can't stop now.

She has to catch a plane.